



Program



8<sup>th</sup> International Conference on

**THROMBOSIS  
AND HEMOSTASIS  
ISSUES IN CANCER**

Seminario Vescovile "Giovanni XXIII"  
April 8-10, 2016 • Bergamo, Italy

[www.ichic.com](http://www.ichic.com)

# AUSPICES

The meeting is held under the auspices of



PROVINCIA DI BERGAMO



COMUNE DI BERGAMO

Sistema Socio Sanitario  
 Regione  
 Lombardia  
 ATS Bergamo

 Ospedale  
 Papa Giovanni XXIII  
 Sistema Socio Sanitario  
 Regione  
 Lombardia  
 ASST Papa Giovanni XXIII

**Isth**  
 International Society on  
 Thrombosis and Haemostasis

 EUROPEAN  
 HEMATOLOGY  
 ASSOCIATION



Società Italiana per lo Studio  
 dell'Emostasi e della Trombosi

**Aiom**  
 Associazione Italiana di Oncologia Medica

 FEDERAZIONE  
 CENTRI PER LA DIAGNOSI  
 DELLA TROMBOSI E LA  
 SORVEGLIANZA DELLE TERAPIE  
 ANTITROMBOTICHE (FCSA)  
[www.fcса.it](http://www.fcса.it)



Società  
 Italiana  
 di Ematologia



**SIMTI**  
 Società Italiana di Medicina  
 Trasfusionale e Immunoematologia

# CONFERENCE ORGANIZATION

## CONFERENCE CHAIRMEN

### **Anna Falanga**

Department of Immunohematology  
and Transfusion Medicine  
& Hemostasis and Thrombosis Center  
Hospital Papa Giovanni XXIII  
Piazza OMS, 1  
24127 Bergamo, Italy  
e-mail: annafalanga@yahoo.com

### **Benjamin Brenner**

Department of Hematology  
and Bone Marrow Transplantation  
& Thrombosis and Hemostasis Unit  
Rambam Health Care Campus  
Technion, Israel Institute of Technology  
POB 9602 Haifa, Israel  
e-mail: b\_brenner@rambam.health.gov.il

### **Frederick R. Rickles**

The George Washington University  
Katzen Cancer Center  
2150 Pennsylvania Ave NW  
Washington, DC 20037, USA  
& Division of Hematology  
Department of Medicine  
Veterans Affairs Medical Center  
50 Irving St NW  
Washington, DC 20422, USA  
e-mail: frederick.rickles@gmail.com

## ORGANIZING COMMITTEE

### **Anna FALANGA**

Bergamo, Italy

### **Benjamin BRENNER**

Haifa, Israel

### **Frederick R. RICKLES**

Washington, DC, USA

### **Marina MARCHETTI**

Bergamo, Italy

### **Alfonso VIGNOLI**

Bergamo, Italy

### **Laura RUSSO**

Bergamo, Italy

## SCIENTIFIC SECRETARIAT

### **Anna Falanga | Marina Marchetti | Alfonso Vignoli | Laura Russo**

Department of Immunohematology and Transfusion Medicine  
Hospital Papa Giovanni XXIII  
Piazza OMS, 1 - 24127 Bergamo - Italy  
scientificsecretariat@icthic.com

## ORGANIZING SECRETARIAT

### **Servizi C.E.C. Srl**

Via G. Verdi, 18 - 24121 Bergamo - Italy  
Phone +39.035.249899 - Fax +39.035.237852 - info@icthic.com

# SPONSORS

## Platinum



## Gold



## Silver



Bristol-Myers Squibb



## Bronze



GRIFOLS



<b>Walter Ageno</b> Italy	<b>Nigel S. Key</b> USA
<b>Giancarlo Agnelli</b> Italy	<b>Alok A. Khorana</b> USA
<b>Tiziano Barbui</b> Italy	<b>Stavros Kostantinides</b> Germany
<b>Rupert Bauersachs</b> Germany	<b>Nicole Kuderer</b> USA
<b>Suzanne M. Bleker</b> The Netherlands	<b>Agnes Y.Y. Lee</b> Canada
<b>Benjamin Brenner</b> Israel	<b>Frank W.G. Leebeek</b> The Netherlands
<b>Harry Büller</b> The Netherlands	<b>Marcel M. Levi</b> The Netherlands
<b>Marc Carrier</b> Canada	<b>Howard A. Liebman</b> USA
<b>Marina Camera</b> Italy	<b>Giancarlo Liumbruno</b> Italy
<b>Giancarlo Castaman</b> Italy	<b>Gary H. Lyman</b> USA
<b>Elisabetta Castoldi</b> The Netherlands	<b>Anthony Maraveyas</b> UK
<b>Marco Cattaneo</b> Italy	<b>Patrick Mismetti</b> France
<b>Erica De Candia</b> Italy	<b>Yona Nadir</b> Israel
<b>Maria Benedetta Donati</b> Italy	<b>Simon Noble</b> UK
<b>Christophe Dubois</b> France	<b>Ingrid Pabinger</b> Austria
<b>Sabine Eichinger</b> Austria	<b>Marina Panova-Noeva</b> Germany
<b>Ismail Elalamy</b> France	<b>Janusz Rak</b> Canada
<b>Anna Falanga</b> Italy	<b>Pieter H. Reitsma</b> The Netherlands
<b>Augusto Federici</b> Italy	<b>Frederick R. Rickles</b> USA
<b>Brunilde H. Felding</b> USA	<b>Wolfram Ruf</b> USA
<b>Charles W. Francis</b> USA	<b>Per Morten Sandset</b> Norway
<b>Raffaella Giavazzi</b> Italy	<b>Sam Schulman</b> Canada
<b>Job Harenberg</b> Germany	<b>Hugo ten Cate</b> The Netherlands
<b>Licia Iacoviello</b> Italy	<b>Henry H. Versteeg</b> The Netherlands
<b>Davide Imberti</b> Italy	<b>Ted Wun</b> USA
<b>Aiay K. Kakkar</b> UK	<b>Jeffrey Zwicker</b> USA
<b>Pieter W. Kamphuisen</b> The Netherlands	

# PROGRAM OVERVIEW

## Friday April 8<sup>th</sup>, 2016

09:00	<b>Secretariat Opening</b>
11:00	<b>Congress Opening</b>
11:15	<b>Plenary Session 1</b> Epidemiology of thrombosis in cancer Auditorium
13:30	<b>Lunch Sessions</b>
14:30	<b>Plenary Session 2</b> Role of hemostatic pathways in cancer progression Auditorium
16:45	<b>Coffee Break</b>
17:15	<b>Plenary Session 3</b> Old and emerging biomarkers for thrombosis and disease progression in cancer Auditorium
19:30	<b>4<sup>th</sup> Simon Karpatkin Memorial Lecture</b> Auditorium
20:30	<b>Welcome Reception</b>

## Saturday April 9<sup>th</sup>, 2016

08:00	<b>Secretariat Opening</b>
08:30	<b>Plenary Session 4</b> Hematological malignancies and hemostatic complications Auditorium
10:45	<b>Coffee Break</b>
11:15	<b>Plenary Session 5</b> Risk factors for thrombosis in cancer Auditorium
13:30	<b>Lunch Sessions</b>
14:30	<b>Special Session</b> History of ICTHIC Auditorium
15:00	<b>Poster Sessions with refreshments</b> Poster Area
17:00	<b>Plenary Session 6</b> Prophylaxis of thrombosis in cancer patients Auditorium
19:10	
20:30	<b>Presidential Dinner</b> (by invitation only)

## Sunday April 10<sup>th</sup>, 2016

08:00	<b>Secretariat Opening</b>
08:30	<b>Plenary Session 7</b> Treatment of cancer-associated thrombosis Auditorium
10:45	<b>Coffee Break</b>
11:15	<b>Plenary Session 8</b> Open questions in cancer and thrombosis Auditorium
13:30	<b>Concluding Remarks</b>
13:45	

## Friday April 8<sup>th</sup>, 2016

### CONGRESS OPENING

- 11.00 | 11.15 **Opening remarks from the Conference Chairmen**  
A. Falanga, F.R. Rickles, B. Brenner and representatives of Institutional Authorities

### SCIENTIFIC SESSIONS (Auditorium)

11.15 | 13.25 **PLENARY SESSION 1:  
EPIDEMIOLOGY OF THROMBOSIS IN CANCER**

Chairs: N.S. Key (USA); M.B. Donati (Italy)

- 11.15 | 11.40 **Venous thromboembolism and occult cancer:  
impact on clinical practice** ..... **PL-01**  
M. Carrier (Canada)

- 11.40 | 12.05 **Cancer associated thrombosis: risk factors and outcomes** ..... **PL-02**  
S. Eichinger (Austria)

- 12.05 | 12.30 **Update of incidental venous thromboembolism in cancer** ..... **PL-03**  
H.A. Liebman (USA)

- 12.30 | 12.55 **Thrombosis and anticancer therapies: the contribution of chemotherapy  
and the specific drugs implicated in cancer associated thrombosis** ..... **PL-04**  
P. Mismetti (France)

### SELECTED ABSTRACTS

- 12.55 | 13.10 **Clinical history of cancer patients with isolated distal deep  
vein thrombosis: a multicenter cohort study** ..... **OC-01**  
F. Dentali, S. Pegoraro, S. Barco, M.N.D. di Minno, D. Mastroiacovo,  
F. Pomero, C. Lodigiani, F. Bagna, M. Sartori, G. Barillari, N. Mumoli,  
M. Napolitano, S. Passamonti, R. Benedetti, W. Ageno, M. di Nisio (Italy)

- 13.10 | 13.25 **Risk of Arterial Thromboembolism in Patients with Breast Cancer** ..... **OC-02**  
B.B. Navi, A.S. Reiner, H. Kamel, C. Iadecola, M.S.V. Elkind,  
K.S. Panageas, L.M. DeAngelis (USA)

- 13.30 | 14.30 **Lunch Sessions** (see page 20)

14.30 | 16.40 **PLENARY SESSION 2:  
ROLE OF HEMOSTATIC PATHWAYS IN CANCER PROGRESSION**  
Chairs: R. Giavazzi (Italy); B. Brenner (Israel)

- 14.30 | 14.55 **Microparticles and cancer thrombosis in animal models** ..... **PL-05**  
C. Dubois (France)

- 14.55 | 15.20 **Inhibition of platelet function as a target for cancer progression control** . . . **PL-06**  
B.H. Felding (USA)

15.20 | 15.45 **Biological basis of personalised anticoagulation in cancer: oncomir networks as regulators of coagulopathy** . . . . . **PL-07**  
J. Rak (Canada)

15.45 | 16.10 **Heparanase procoagulant activity in cancer progression** . . . . . **PL-08**  
Y. Nadir (Israel)

### **SELECTED ABSTRACTS**

16.10 | 16.25 **Modelisation of the procoagulant properties of cancer cells and their capacity to alter the antithrombotic efficiency of LMWHs and specific inhibitors of factor Xa** . . **OC-03**  
G.T. Gerotziapas, A. Rousseau, P. van Dreden, E. Mbemba, V. Gkalea, A. Khaterchi, A. Larsen, I. Elalamy (France)

16.25 | 16.40 **Tissue factor positive microvesicles activate platelets in vitro and in vivo and enhance thrombosis in mice** . . . . . **OC-04**  
Y. Hisada, J.E. Geddings, Y. Boulaftali, T.M. Getz, M. Whelihan, R. Fuentes, R. Dee, B.C. Cooley, N.S. Key, A.S. Wolberg, W. Bergmeier, N. Mackman (USA)

16.45 | 17.15 **Coffee break**

17.15 | 19.25 **PLENARY SESSION 3:  
OLD AND EMERGING BIOMARKERS FOR THROMBOSIS  
AND DISEASE PROGRESSION IN CANCER**  
Chairs: S. Kostantinides (Germany); P. Reitsma (The Netherlands)

17.15 | 17.40 **Cancer-associated thrombosis novel biomarker discovery** . . . . . **PL-09**  
N. Kuderer (USA)

17.40 | 18.05 **Venous thromboembolism risk assessment models in cancer** . . . . . **PL-10**  
I. Pabinger (Austria)

18.05 | 18.30 **Polymorphisms of clotting factors and cancer risk** . . . . . **PL-11**  
P.M. Sandset (Norway)

18.30 | 18.55 **Hypercoagulation markers in early diagnosis and prognosis in cancer: The Hypercoagulation Screening in Cancer (HYPERCAN) prospective study** . . . . . **PL-12**  
A. Falanga (Italy)

### **SELECTED ABSTRACTS**

18.55 | 19.10 **D-Dimer, fibrinogen and TEG-MA predict thromboembolism in Non-Small Cell Lung Cancer – Interim results from a prospective cohort study** . . . . . **OC-05**  
M. Alexander, R. Wolfe, D. Ball, R. Manser, M. McManus, B. Riedel, B. Solomon, D. Westerman and K. Burbury (Australia)

- 19.10 | 19.25 Pro-thrombotic biomarkers in pancreatic diseases: are they specific of cancer? . . . . . OC-06**  
D. Faille, N. Ajzenberg, L. de Chaisemartin, V. Granger, S. Chollet-Martin, E. de Raucourt, P. Hammel, P. Lévy, P. Ruszniewski, V. Rebours (France)
- 19.30 | 20.30 PLENARY LECTURE: 4<sup>TH</sup> SIMON KARPATKIN MEMORIAL LECTURE**  
 Chairs: A. Falanga (Italy); B. Brenner (Israel); F.R. Rickles (USA)
- Introduction to Lecture**  
 F.R. Rickles (USA)
- Targeting-clotting proteins in cancer therapy: progress and challenges**  
 W. Ruf (USA)

## Saturday April 9<sup>th</sup>, 2016

- 8.30 | 10.40 PLENARY SESSION 4: HEMATOLOGICAL MALIGNANCIES AND HEMOSTATIC COMPLICATIONS**  
 Joint symposium of the European Hematology Association (EHA) in collaboration with the Scientific Working Group (SWG) on Bleeding and Thrombosis  
 Chairs: On behalf of the EHA: A. Falanga (Italy); On behalf of the SWG: T. Barbui (Italy)
- 8.30 | 8.55 Intracranial hemorrhage in cancer patients on anticoagulation. . . . . PL-13**  
 On behalf of the SWG: J. Zwicker (USA) . . . . .
- 8.55 | 9.20 Management of cancer-associated disseminated intravascular coagulation PL-14**  
 On behalf of the EHA: M. Levi (The Netherlands) . . . . .
- 9.20 | 9.45 New insights into the biology and management of thrombosis in myeloproliferative neoplasms . . . . . PL-15**  
 On behalf of the SWG: T. Barbui (Italy)
- 9.45 | 10.10 Update of thrombosis in multiple myeloma . . . . . PL-16**  
 On behalf of the EHA: F.W.G. Leebeek (The Netherlands)
- SELECTED ABSTRACTS**
- 10.10 | 10.25 Decoding risk for thromboembolic events in lymphoma patients . . . . . OC-07**  
D. Antic, N. Milic, M. Todorovic, J. Bila, B. Andjelic, V. Djurasinovic, A. Sretenovic, V. Vukovic, J. Jelcic, S. Nikolovski, B. Mihaljevic (Serbia)
- 10.25 | 10.40 Multiple functional defects in platelets from thrombocytopenic cancer patients undergoing chemotherapy . . . . . OC-08**  
C. Baaten, F.C.J.I. Moenen, Y.M.C. Henskens, F. Swieringa, R. Wetzels, R. van Oerle, H. ten Cate, E.A.M. Beckers, J.W.M. Heemskerk and P.E.J. van der Meijden (The Netherlands)
- 10.45 | 11.15 Coffee Break**

11.15 | 13.25

## **PLENARY SESSION 5: RISK FACTORS FOR THROMBOSIS IN CANCER**

Chairs: I. Elalamy (France); G. Liumbruno (Italy)

11.15 | 11.40

**Upper extremity deep vein thrombosis: comparison between cancer and non-cancer patients.** . . . . . **PL-17**  
S.M. Bleker (The Netherlands)

11.40 | 12.05

**Risk of thrombosis and supportive care (transfusion, catheters, growth factors)** . . . . . **PL-18**  
G. Castaman (Italy)

12.05 | 12.30

**New findings from global registries of cancer-associated thrombosis** . . . . . **PL-19**  
A.K. Kakkar (UK)

12.30 | 12.55

**Predictors of recurrent venous thromboembolism and bleeding on anticoagulation** . . . . . **PL-20**  
A.A. Khorana (USA)

### **SELECTED ABSTRACTS**

12.55 | 13.10

**Microparticle-mediated transfer of TF hypercoagulability between cancer cells** . . . . . **OC-09**  
H. Shaker, C. Kirwan, A. Rothmeier, W. Ruf (UK)

13.10 | 13.25

**Disseminated intravascular coagulation at diagnosis strongly predicts both arterial and venous thrombosis in acute myeloid leukemia patients** . . . . . **OC-10**  
E.J. Libourel, C. Klerk, Y. van Norden, M.P.M. de Maat, M.J. Kruip, P. Sonneveld, B. Löwenberg, F.W.G. Leebeek (The Netherlands)

13.30 | 14.30

**Lunch Sessions** (see page 21)

14.30 | 15.00

## **SPECIAL SESSION**

Chairs: H. Liebman (USA); A. Falanga (Italy); B. Brenner (Israel)

**History of ICTHIC - How has the field progressed since our first meeting in 2001?** . . . . . **SPL**  
F.R. Rickles (USA)

15.00 | 17.00

**POSTER SESSIONS WITH REFRESHMENTS  
POSTER WALK DISCUSSION SESSIONS WITH CHAIR  
(NOT CME ACCREDITED)**

15.00 | 16.00

Poster Discussion Sessions 1, 2 and 3 (Poster Area, see pages 13-16)

16.00 | 17.00

Poster Discussion Sessions 4, 5 and 6 (Poster Area, see pages 16-19)

- 17.00 | 19.10 PLENARY SESSION 6:  
PROPHYLAXIS OF THROMBOSIS IN CANCER PATIENTS**  
Chairs: A. Federici (Italy); C.W. Francis (USA)
- 17.00 | 17.25 Primary prophylaxis of venous thromboembolism in cancer outpatients . . . PL-21**  
D. Imberti (Italy)
- 17.25 | 17.50 Thromboprophylaxis in hospitalized Cancer Patients:  
a comparison of guidelines . . . PL-22**  
G.H. Lyman (USA)
- 17.50 | 18.15 Long term cardiovascular complications of chemotherapy  
in patients with cancer . . . PL-23**  
P.W. Kamphuisen (The Netherlands)
- 18.15 | 18.40 Direct oral anticoagulants (DOACs) in cancer patients - What is known  
and what are the active trials . . . PL-24**  
G. Agnelli (Italy)
- SELECTED ABSTRACTS**
- 18.40 | 18.55 Anticoagulation therapy in selected cancer patients at risk  
of recurrence of venous thromboembolism . . . OC-11**  
A. Young, J. Phillips, H. Hancocks, C. Hill, N. Joshi, A. Marshall, J. Grumett,  
J. A. Dunn, A. Lokare, O. Chapman (UK)
- 18.55 | 19.10 Peri operative venous thromboembolism prophylaxis in  
gynaecological cancer patients. A survey of current practice . . . OC-12**  
F. Abu Saadeh, S. Petch, L. Norris, S. O'Toole, N. Gleeson (Ireland)

## Sunday April 10<sup>th</sup>, 2016

- 8.30 | 10.40 PLENARY SESSION 7:  
TREATMENT OF CANCER-ASSOCIATED THROMBOSIS**  
Chairs: H. ten Cate (The Netherlands); G.H. Lyman (USA)
- 8.30 | 8.55 Cancer associated thrombosis treatment: guidelines update . . . PL-25**  
A.Y.Y. Lee (Canada)
- 8.55 | 9.20 Management of recurrent venous thromboembolism in cancer patients . . . PL-26**  
W. Ageno (Italy)
- 9.20 | 9.45 The use of inferior vena cava filters in patients with cancer . . . PL-27**  
T. Wun (USA)
- 9.45 | 10.10 Management of bleeding complications in cancer patients on direct oral  
anticoagulants (DOACs) . . . PL-28**  
S. Schulman (Canada)



## SELECTED ABSTRACTS

10.10 | 10.25 **Safe and effective use of Direct Oral AntiCoagulants (DOAC) versus conventional anticoagulation for the treatment of cancer-related venous thromboembolism** . . . . . **OC-13**  
J.A. Ross, M. Miller, C.R. Hernandez (USA)

10.25 | 10.40 **Baseline D-dimer levels are predictive of recurrent venous thromboembolism (VTE) at 6 months in cancer patients with VTE treated with tinzaparin** . . . . . **OC-14**  
C.I. Piatek, S.T. Tagawa, D. Wei-Tsai, D. Hanna, I.C. Weitz, C.O. O'Connell, L. Rochanda, S. Groshen, H. Liebman (USA)

10.45 | 11.15 **Coffee break**

## 11.15 | 13.25 **PLENARY SESSION 8: OPEN QUESTIONS IN CANCER AND THROMBOSIS**

Chairs: H. Büller (The Netherlands); M. Cattaneo (Italy)

11.15 | 11.40 **Anticoagulant and cancer: will overall survival increase?** . . . . . **PL-29**  
H.H. Versteeg (The Netherlands)

11.40 | 12.05 **Does one size fit all? Who should get low-molecular-weight heparin (LMWH) /warfarin/ direct oral anticoagulants (DOACs)?** . . . . . **PL-30**  
S. Noble (UK)

12.05 | 12.30 **Low-Molecular-Weight Heparin (LMWH) in cancer patients with renal impairment - Better than warfarin?** . . . . . **PL-31**  
R. Bauersachs (Germany)

12.30 | 12.55 **Laboratory determination of old and new targeted anticoagulant agents for prevention of bleeding and thrombotic events in cancer patients** . . . . . **PL-32**  
J. Harenberg (Germany)

## SELECTED ABSTRACTS

12.55 | 13.10 **Risk factors for cancer development after idiopathic venous thromboembolism** . . . . . **OC-15**  
B. Cosmi, C. Legnani, A. Ghirarduzzi, V. De Micheli, V. Pengo, S. Testa, D. Poli, E. Antonucci, D. Prisco, A. Tripodi, P. Prandoni, G. Palareti, on behalf of FCSA - Italian Federation of Anticoagulation Clinics (Italy)

13.10 | 13.25 **Neutrophil extracellular traps and tissue factor-bearing microvesicles: a liaison dangereuse causing overt DIC in cancer patients?** . . . . . **OC-16**  
L. Hell, J. Thaler, K. Martinod, C. Ay, F. Posch, D.D. Wagner, I. Pabinger (Austria)

13.30 | 13.45 **Concluding Remarks**  
A. Falanga, F.R. Rickles, B. Brenner

# POSTER DISCUSSION SESSIONS

## Poster Session 1: **EPIDEMIOLOGY AND RISK ASSESSMENT**

Poster Area

Chair: L. Iacoviello (Italy)

**Saturday April 9<sup>th</sup>, 2016**

**15.00 | 16.00**

**PO-01 Congestive heart failure is an independent risk factor for venous thromboembolism and mortality in cancer patients**

O. Königsbrügge, J. Riedl, E. Grilz, C. Wiltshcke, C. Zielinski, I. Pabinger, C. Ay (Austria)

**PO-02 Retrospective audit of the Peripherally Inserted Central Catheter (PICC) associated thrombosis in patients with haematological malignancies at Cork University Hospital**

E. Mc Auliffe, S. O'Shea, M. I. Khan (Ireland)

**PO-03 Khorana score and histotype predict the incidence of Early Venous Thromboembolism (VTE) in Non Hodgkin Lymphoma (NHL). A pooled data analysis of twelve clinical trials of Fondazione Italiana Linfomi (FIL)**

R.M. Santi, M. Ceccarelli, G. Catania, C. Monagheddu, A. Evangelista, E. Bernocco, F. Monaco, M. Federico, U. Vitolo, S. Cortelazzo, M. G. Cabras, M. Spina, L. Baldini, C. Boccomini, A. Chiappella, A. Bari, S. Luminari, M. Calabrese, A. Levis, C. Visco, L. Contino, G. Ciccone, M. Ladetto (Italy)

**PO-04 A new genetic risk score for predicting venous thromboembolic events in cancer patients receiving chemotherapy**

A.J. Muñoz Martín, A. Ziyatdinov, V. Castellón Rubio, V. Pachón Olmos, B. Morejón Huerta, J. Calzas Rodríguez, M. Salgado Fernández, E. Martínez de Castro, R. Luque Caro, J.M. Soria Fernández (Spain)

**PO-05 Incidence of venous thromboembolism (VTE) in bile duct tumors (BDT) treated with chemotherapy in ambulatory setting**

S. García Adrián, E. Martínez de Castro, V. Pachón Olmos, M. Navarro Martín, P. Martínez del Prado, M. Lobo Mena, O. Raziél Rúa Ramírez, D. Cacho Lavín, J. F. Arango Arteaga, A. J. Muñoz Martín on behalf of Cancer&Thrombosis Working Group, Spanish Society of Medical Oncology - SEOM (Spain)

**PO-06 Cancer and the risk of venous thromboembolism in stroke patients**

P. Corraini, A.G. Ording, V.W. Henderson, S. Szépligeti, E. Hováth-Puhó, H.T. Sørensen (Denmark, USA)

**PO-07 Excluding pulmonary embolism in cancer patients using the Wells rule and age-adjusted D-dimer testing: an individual patient data meta-analysis**

N. van Es, Tom van der Hulle, J. van Es, P. L. den Exter, R. A. Douma, R. J. Goekoop, I. C.M. Mos, J. G. Garcia, P. W. Kamphuisen, M. V. Huisman, F. A. Klok, H. R. Büller, P. M. Bossuyt (The Netherlands, Spain)

**PO-08 Venous thrombosis and cancer: about an Algerian series**

M. Berrah-Bennaceur, A. Berrah, M. Arrada (Algeria)



**PO-09 Incidence of pre-operative and post-operative Deep Vein Thrombosis in colorectal cancer surgery. Interim results of a prospective clinical study.**

H.W. Clouston, H. Shaker, S. Duff, C.C. Kirwan (UK)

**PO-10 Lung cancer with tumour thrombosis: a poor prognosticator**

Z.K. Tan, P. Casipit, N.S. Pandit (Singapore)

**Poster Session 2: HEMOSTATIC SYSTEM/TUMOR INTERACTIONS**

Poster Area

Chair: E. De Candia (Italy)

**Saturday April 9<sup>th</sup>, 2016**

**15.00 | 16.00**

**PO-11 Thrombin and cancer stem-like cells: in vitro support for breast cancer anticoagulation**

J. Castle, G. Farnie, C.C. Kirwan (UK)

**PO-12 The key role of talin-1 in cancer cell extravasation dissected through human vascularized 3D microfluidic model**

M. Gilardi, S. Bersini, A. Boussomier Calleja, R. D. Kamm, M. Vanoni, M. Moretti (Italy, USA)

**PO-13 Production of a functional thrombopoietin by an human ovarian cancer cell line**

S. Besbes, H. Helfer, H. Najah, C. Fourgeaud, S. Mirshahi, J. Soria, M. Pocard, I. Ghedira, M. Mirshahi (Tunisia, France)

**PO-14 Tumour expression of coagulation proteases of the aPC pathway - A role in the pathogenesis of gynaecological cancers?**

F. Martin, J.C. Long, S.A. O'Toole, J.J. O'Leary, F. Abu Saadeh, N. Gleeson, L.A. Norris (Ireland)

**PO-15 Antiangiogenic small molecule ligands of FGF2 derived from the endogenous inhibitor thrombospondin-1**

D. Pinessi, C. Foglieni, A. Bugatti, E. Moroni, A. Resovi, D. Ribatti, M. Rusnati, R. Giavazzi, G. Colombo, G. Taraboletti (Italy)

**PO-16 ASK1 regulates tumor lung metastasis and platelet functions**

M. Kamiyama, I. Naguro, H. Ichijo (Japan)

**PO-17 Identification of IgG bound to plasminogen at oncologic diseases**

V.N. Iakovlev, E.I. Goufman, N.B. Tikhonova, R.B. Aisina, L.I. Mukhametova, K.B. Gershkovich (Russia)

**PO-18 Fibronectin EDA/EDB is expressed in adherent SCLC NCI-H69 cells and in pleural effusions of lung cancer patients: possible implication for drug resistance**

U. Salge-Bartels, M. Heiden, R. Seitz, F. Gieseler (Germany)

## POSTER DISCUSSION SESSIONS

**PO-19 Platelet (PLT) adhesion under flow condition in essential thrombocythemia (ET) and polycythemia vera (PV) is variably influenced according to patient mutational status**

A. Vignoli, S. Tassarolo, M. Marchetti, S. Gamba, F. Piras, G. Finazzi, P.E.J. van der Meijden, F. Swieringa, H. ten Cate, J.W.M. Heemskerk, A. Rambaldi, A. Falanga (Italy, The Netherlands)

**PO-20 Crosstalk between the lectin pathway and haemostasis in patients with pulmonary cancer**

J. Brogaard Larsen, T. Decker Christensen, C. Lodberg Hvas, A.M. Hvas (Denmark)

**PO-21 Stromal fibroblasts in preinvasive breast cancer (ductal carcinoma in situ, DCIS) demonstrate a cancer-like procoagulant phenotypic switch that may facilitate invasion**

H. Shaker, N.J. Bundred, H. Albadry, S. Nicholson, J. Castle, L.J. Lumsden, S. Pritchard, G. Landberg, C.C. Kirwan (UK, Sweden)

**Poster Session 3: BIOMARKERS/HYPERCOAGULABILITY**

Poster Area

Chair: E. Castoldi (The Netherlands)

**Saturday April 9<sup>th</sup>, 2016**

**15.00 | 16.00**

**PO-22 Thrombodynamics test for analysis of hemostasis in patients with malignant tumors and predicting thrombotic complications**

I. Vasilenko, E. Vlasova, V. Metelin, A. Balkanov, O. Bichenkov (Russia)

**PO-23 Expression of heparanase in cancer as biomarker of malignancies: overexpression in an aggressive, poor survival gastric cancer “gastric signet ring cell carcinoma” compared with that of other gastric cancers**

C. Fournier, S. Derieux, S. Mirshahi, S. Besbes, J. Chidiac, I. Mahé, G. Contant, M. Pocard, J. Soria, M. Mirshahi (France)

**PO-24 Determinants of thrombin generation in gynaecological malignancies**

L.A. Norris, F. A. Martin, S.A. O'Toole, F. Abu Saadeh, N. Gleeson (Ireland)

**PO-25 FATCAT: an observational cohort study investigating Fractal Dimension (DF) as a biomarker of thrombogenicity in cancer associated thrombosis during chemotherapy for lung cancer**

N.A. Davies, S. Noble, N.K. Harrison, R.H.K. Morris, P.A. Evans (UK)

**PO-26 Whole blood rotational thromboelastometry (ROTEM) to detect hypercoagulability in patients with myeloproliferative neoplasms (MPN)**

C. Giaccherini, C. Verzeroli, M. Marchetti, S. Gamba, F. Piras, L. Russo, S. Tassarolo, A. Vignoli, G. Finazzi, A. Rambaldi, A. Falanga (Italy)



**PO-27 Thrombin generation in pancreatic cancer and multiple myeloma with use of calibrated automated thrombography**

M.A. Adesanya, A. Maraveyas, L.A Madden (UK)

**PO-28 Protein C levels are associated with mortality in patients with advanced cancer**

I.T. Wilts, B. A. Hutten, J. C. Meijers, C. A. Spek, H. R. Büller, P.W. Kamphuisen (The Netherlands)

**PO-29 Age-adjusted D-dimer cutoff level increases the number of cancer patients in who pulmonary embolism can be safely excluded without CT-PA imaging: the ADJUST-PE cancer substudy**

I.T. Wilts, G. Le Gal, P.L. den Exte, J. van Es, M. Carrier, B. Planquette, H.R. Büller, M. Righini, M.V. Huisman, P.W. Kamphuisen (The Netherlands, Canada, France, Switzerland)

**PO-30 Changes in soluble CD106 and CD54 serum levels during chemotherapy treatment for multiple myeloma**

J. Hall, M.A. Adesanya, L.A Madden, A. Maraveyas (UK)

**PO-31 Circulating tumour cells and hypercoagulability: a lethal relationship in metastatic breast cancer**

C.C. Kirwan, A.C. Clarke, S.J. Howell, J. Castle (UK)

**PO-32 Patient, tumour and operative factors influencing perioperative hypercoagulability in colorectal cancer**

H.W. Clouston, P.A. Rees, H. Shaker, S. Duff, C.C. Kirwan (UK)

**Poster Session 4: ANTICOAGULANTS AND CANCER**

Poster Area

Chair: A. Maraveyas (United Kingdom)

**Saturday April 9<sup>th</sup>, 2016**

**16.00 | 17.00**

**PO-33 Heparin suppresses progression of Small Cell Lung Cancer (SCLC) in an orthotopic mouse model**

S. Taromi, J. Catusse, D. v. Elverfeldt, W. Reichardt, B. Ledig, R. Zeiser, M. Burger (Germany)

**PO-34 Optimal doses of tinzaparin to reduce both cancer-associated thrombosis and tumor growth in a mouse model of ectopic pancreatic syngeneic tumor**

L. Panicot-Dubois, S. Mezouar, L. Plantureux, L. Crescence, C. Frère, C. Dubois (France)

**PO-35 Designing of the new antithrombotic and also anticancer gold complexes**

K. Benkli (Turkey)

## POSTER DISCUSSION SESSIONS

- PO-36 Thrombin Inhibition Preoperatively (TIP) in early breast cancer, the first clinical trial of NOACs as an anti-cancer agent: trial methodology**  
C.C. Kirwan, N.J. Bundred, J. Castle, R. Clarke, C. Dive, J. Morris, C. Holcombe, J.R. Harvey (UK)
- PO-37 Optimization of the anticoagulant therapy in cancer patient**  
A. Vorobev, A. Makatsaria (Russia)
- PO-38 Young women with breast cancer and inferior vena cava thrombosis. Which is the best therapeutic option? And for how long?**  
A.B. Vilaseca, C.L. Capmany, F. Sabsay (Argentina)
- PO-39 Primary thromboprophylaxis for ambulatory patients with advanced metastatic pancreatic cancer. A practical implementation of lessons from published experience**  
G. Bozas, I.A. Muazzam, W. Ilyas, A. Maraveyas (UK)
- PO-40 Real-life use of non-vitamin K antagonist oral anticoagulants in patients with cancer associated venous thromboembolism: data from a prospective cohort**  
A. Mancuso, M. C. Vedovati, L. Pierpaoli, U. Paliani, S. Conti, E. Filippucci, A. Ascani, S. Radicchia, G. Galeotti, G. Agnelli, C. Becattini (Italy)
- PO-41 Rivaroxaban is effective therapy for high risk cancer patients with venous thromboembolic disease.**  
P.S. Wells, I.A. Theberge, J.C. Bowdridge, M.A. Forgie, M. Carrier (Canada)
- PO-42 A novel approach to a common problem: after-hours care of cancer patients diagnosed with VTE**  
J.C. Easaw, A. Azim, S. McCall, T. Huizer, S. Lim (Canada)

### Poster Session 5: MICROPARTICLES AND TISSUE FACTOR

Poster Area

Chair: M. Camera (Italy)

Saturday April 9<sup>th</sup>, 2016

16.00 | 17.00

- PO-43 Differential coagulation factor expression in neuroendocrine Prostate Cancer (PC), metastatic castrate-resistant PC, and localized prostatic adenocarcinoma**  
H. Choe, A. Sboner, H. Beltran, D. Nanus, S. Tagawa (USA)
- PO-44 Tissue factor pathway inhibitor-2 (TFPI-2) is cleaved by prss3: implication for tumor endothelial cells migration**  
C. Ghilardi, A. Anastasia, R. Avigni, M. Lupi, R. Giavazzi, M.R. Bani (Italy)
- PO-45 The role of microvesicles in multiple myeloma progression**  
M. Zarfati, T. Katz, I. Avivi, B. Brenner, A. Aharon (Israel)



**PO-46 Influence of extracellular vesicles derived from AML patients on stem cells and their microenvironment**

I. Tzoran, A. Rebibo-Sabbah, B. Brenner, A. Aharon (Israel)

**PO-47 Microparticles derived from ovarian cancer cell line contained genomic and biologically active proteins, including tissue factor involved in coagulation**

S. Besbes, R. Attal, S. Mirshahi, J. Chidiac, I. Mahé, M. Pocard, J. Soria, M. Mirshahi (France)

**PO-48 Assessment of the procoagulant potential state of tumour-MP in cancer patients**

A. Algarni, J. Greenman, L. A. Madden (UK)

**PO-49 Bone microinfarction and microcirculation thrombosis: is it a possible mechanism for bone pain among cancer patients?**

E. Peled, M. Assalia, L. Axelman, D. Norman, Y. Nadir (Israel)

**PO-50 The effect of tissue factor expression on colorectal cancer cell proliferation**

H.W. Clouston, R. Lamb, S. Duff, C.C. Kirwan (UK)

**PO-51 Expression of proteins of the tissue factor thrombin pathway is upregulated in the stroma and epithelium of colorectal cancer**

H.W. Clouston, A. Davenport, H. Gregson, H. Shaker, S. Duff, C.C. Kirwan (UK)

**PO-52 Effect of tissue factor expression by colorectal cancer on cancer stem cell activity**

H.W. Clouston, R. Lamb, S. Duff, C.C. Kirwan (UK)

**Poster Session 6: NOVEL RESEARCH APPROACHES**

Poster Area

Chair: M. Panova-Noeva (Germany)

**Saturday April 9<sup>th</sup>, 2016**

**16.00 | 17.00**

**PO-53 Prospective evaluation of risk assessment models and biological markers of hypercoagulability for the identification of high VTE risk patients with lung adenocarcinoma. The ROADMAP study**

P. Boura, I. Evmorfiadis, A. Rousseau, A. Charpidou, G. Giosos, P. Van Dreden, K. Syrigos, A. Larsen, I. Elalamy, G. T. Gerotziakas (Greece, France)

**PO-54 Clinical and laboratory characterization of platelet dysfunction caused by ibrutinib treatment in patients with chronic lymphocytic leukemia**

M.A. Alberelli, I. Innocenti, S. Sica, L. Laurenti, E. De Candia (Italy)

## POSTER DISCUSSION SESSIONS

**PO-55 Individual variation in hemostatic alterations caused by tyrosine kinase inhibitors - A way to improve personalized cancer therapy?**

S. Deb, C. Sjöström, A. Tharmakulanathan, N. Boknäs, K. Lotfi, S. Ramström (Sweden)

**PO-56 Subsequent clot properties depend on the storage time of platelet concentrates**

I.M. Kolesnikova, E.V. Roitman, O.V. Karpova, S.A. Roumiantsev (Russia)

**PO-57 Problems of diagnostics of rare localizations thrombosis in cancer patients**

A. Vorobev, A. Makatsaria (Russia)

**PO-58 Cardiovascular risk profile in survivors of adult cancer - Results from the general population study**

M. Panova-Noeva, I. M. Hermanns, A. Schulz, D. Laubert-Reh, T. Zeller, S. Blankenberg, H.M. Spronk, T. Münzel, K.J. Lackner, H. ten Cate, P.S. Wild (Germany, The Netherlands)

**PO-59 Hemorheologic disturbances as thrombosis risk factor in patients with some myeloproliferative neoplasms**

E.V. Roitman, I.M. Kolesnikova, I.L. Davydkin, N.S. Kozlova, S.A. Roumiantsev (Russia)

**PO-60 Renal tumors with extensive vascular disease: management challenges in a pediatric series from the hospital for sick children**

G. Zamperlini-Netto, A. Zanette, E. Wehbi, S. Williams, R.M. Grant, L.R. Brandao (Canada)

**PO-61 Patients Experience of Living with CANcer associated thrOmboSis in Spain (PELICANOS)**

C. Font, Garcia-Fernandez, A. Nelson, H. Prout, S. Noble (Spain, UK)

**PO-62 Remote ischemic preconditioning in head and neck cancer reconstruction - A randomized controlled trial**

A.E. Krag, B.J. Kiil, C.L. Hvas, G.T. Eschen, A.M. Hvas (Denmark)

**PO-63 Exhausted platelets in cancer patients with high risk of venous thromboembolism and poor prognosis**

J. Riedl, A. Kaider, C. Marosi, G. Prager, B. Eichelberger, S. Koder, S. Panzer, I. Pabinger, C. Ay (Austria)



# LUNCH SYMPOSIA

NOT CME ACCREDITED



## ASPEN LUNCH SYMPOSIUM

**Friday April 8<sup>th</sup>, 2016**

13:30 | 14:30

### Room A

**ITAC-CME Initiative - Women Thrombosis and Cancer Symposium:  
Women, Thrombosis, and Cancer:  
Initial findings from an effective global  
CME to improved outcomes for women**

Chair: James Douketis (Canada)

#### **Welcome and introductions**

James Douketis (Canada)

#### **Gap analysis and review of preliminary practice assessment results**

Dominique Farge-Bancel (France)  
and James Douketis (Canada)

#### **Present a clinical case**

Anna Falanga (Italy)

#### **Present a clinical case**

Manuel Monreal (Spain)

#### **Discuss guidance document for women**

James Douketis (Canada)

#### **Q&A**

Facilitated by James Douketis (Canada)

## PFIZER LUNCH SYMPOSIUM

**Friday April 8<sup>th</sup>, 2016**

13:30 | 14:30

### Room B

**Management of cancer patients at  
highest risk for recurrent venous  
thromboembolism (VTE)**

#### **Opening**

**Managing high-risk patients: clinical trial  
evidence and case studies**

Alok Khorana (USA)

**Patients with renal impairment:  
clinical considerations**

Rupert Bauersachs (Germany)

**Treatment duration: Anticoagulation Length  
in Cancer Associated Thrombosis (ALICAT)  
and patient perspectives**

Simon Noble (UK)

#### **Q&A and Closing**

# LUNCH SYMPOSIA

NOT CME ACCREDITED



## ALEXION LUNCH SYMPOSIUM

**Saturday April 9<sup>th</sup>, 2016**

13:30 | 14:30

**Room B**

**Thrombosis in hematological disorders:  
Insights into the role of the complement**

**Welcome & Management options for  
thrombosis in hematological disorders**

Ilene Weitz (USA)

**Clinical consequences of complement  
dysregulation: The example of I Nocturnal  
Hemoglobinuria (PNH)**

Alexander Kulagin (Russia)

**Management of complement mediated  
thrombosis in Paroxysmal Nocturnal  
Hemoglobinuria (PNH): consequences  
of the complex interplay between complement  
and coagulation**

Santiago Bonanad (Spain)

**Conclusions and Q&A**

Chair & Faculty

## BAYER LUNCH SYMPOSIUM

**Saturday April 9<sup>th</sup>, 2016**

13:30 | 14:30

**Room A**

**Prevention and Treatment of Cancer  
Associated Thrombosis (CAT) -  
State of the Art and the Future**

Chair: Giancarlo Agnelli (Italy)

**Prevention of CAT – State of the Art**

Giancarlo Agnelli (Italy)

**Treatment of CAT - Current data and Clinical  
Guidelines**

Rupert Bauersachs (Germany)

**CALLISTO - The Future starts now**

Alok A. Khorana (USA)

**Q&A**

# AUTHOR INDEX

## A

Abu Saadeh, F. . OC-12, PO-14,  
PO-24  
Adesanya, M.A. . PO-27, PO-30  
Ageno, W. . . . . PL-26, OC-01  
Agnelli, G. . . . . PL-24, PO-40  
Aharon, A. . . . . PO-45, PO-46  
Aisina, R.B. . . . . PO-17  
Ajzenberg, N. . . . . OC-06  
Albadry, H. . . . . PO-21  
Alberelli, M.A. . . . . PO-54  
Alexander, M. . . . . OC-05  
Algarni, A. . . . . PO-48  
Anastasia, A. . . . . PO-44  
Andjelic, B. . . . . OC-07  
Antic, D. . . . . OC-07  
Antonucci, E. . . . . OC-15  
Arango Arteaga, J.F. . . . . PO-05  
Arrada, M. . . . . PO-08  
Ascani, A. . . . . PO-40  
Assalia, M. . . . . PO-49  
Attal, R. . . . . PO-47  
Avigni, R. . . . . PO-44  
Avivi, I. . . . . PO-45  
Axelman, L. . . . . PO-49  
Ay, C. . . . . OC-16, PO-01, PO-63  
Azim, A. . . . . PO-42

## B

Baaten, C. . . . . OC-08  
Bagna, F. . . . . OC-01  
Baldini, L. . . . . PO-03  
Balkanov, A. . . . . PO-22  
Ball, D. . . . . OC-05  
Bani, M.R. . . . . PO-44  
Barbui, T. . . . . PL-15  
Barco, S. . . . . OC-01  
Bari, A. . . . . PO-03  
Barillari, G. . . . . OC-01  
Bauersachs, R. . . . . PL-31  
Becattini, C. . . . . PO-40  
Beckers, E.A.M. . . . . OC-08

Beltran, H. . . . . PO-43  
Benedetti, R. . . . . OC-01  
Benkli, K. . . . . PO-35  
Bergmeier, W. . . . . OC-04  
Bernocco, E. . . . . PO-03  
Berrah, A. . . . . PO-08  
Berrah-Bennaceur, M. . . . . PO-08  
Bersini, S. . . . . PO-12  
Besbes, S. . . . . PO-13, PO-23,  
PO-47  
Bichenkov, O. . . . . PO-22  
Bila, J. . . . . OC-07  
Blankenberg, S. . . . . PO-58  
Bleker, S.M. . . . . PL-17  
Boccomini, C. . . . . PO-03  
Boknäs, N. . . . . PO-55  
Bossuyt, P. M. . . . . PO-07  
Boulaftali, Y. . . . . OC-04  
Boura, P. . . . . PO-53  
Boussomier Calleja, A. . . . . PO-12  
Bowdridge, J.C. . . . . PO-41  
Bozas, G. . . . . PO-39  
Brandao, L.R. . . . . PO-60  
Brenner, B. . . . . PO-45, PO-46  
Brogaard Larsen, J. . . . . PO-20  
Bugatti, A. . . . . PO-15  
Büller, H.R. . . . . PO-07, PO-28,  
PO-29

Bundred, N.J. . . . . PO-21, PO-36  
Burbury, K. . . . . OC-05  
Burger, M. . . . . PO-33

## C

Cabras, M.G. . . . . PO-03  
Cacho Lavín, D. . . . . PO-05  
Calabrese, M. . . . . PO-03  
Calzas Rodríguez, J. . . . . PO-04  
Capmany, C.L. . . . . PO-38  
Carrier, M. . . . . PL-01, PO-29,  
PO-41  
Casipit, P. . . . . PO-10  
Castaman, G. . . . . PL-18  
Castellón Rubio, V. . . . . PO-04

Castle, J. . . . . PO-11, PO-21,  
PO-31, PO-36  
Catania, G. . . . . PO-03  
Catusse, J. . . . . PO-33  
Ceccarelli, M. . . . . PO-03  
Chapman, O. . . . . OC-11  
Charpidou, A. . . . . PO-53  
Chiappella, A. . . . . PO-03  
Chidiac, J. . . . . PO-23, PO-47  
Choe, H. . . . . PO-43  
Chollet-Martin, S. . . . . OC-06  
Ciccone, G. . . . . PO-03  
Clarke, A.C. . . . . PO-31  
Clarke, R. . . . . PO-36  
Clouston, H.W. . . . . PO-09, PO-32,  
PO-50, PO-51, PO-52  
Colombo, G. . . . . PO-15  
Contant, G. . . . . PO-23  
Conti, S. . . . . PO-40  
Contino, L. . . . . PO-03  
Cooley, B.C. . . . . OC-04  
Corraini, P. . . . . PO-06  
Cortelazzo, S. . . . . PO-03  
Cosmi, B. . . . . OC-15  
Crescence, L. . . . . PO-34

## D

Davenport, A. . . . . PO-51  
Davies, N.A. . . . . PO-25  
Davydkin, I.L. . . . . PO-59  
De Candia, E. . . . . PO-54  
de Chaisemartin, L. . . . . OC-06  
de Maat, M.P.M. . . . . OC-10  
De Micheli, V. . . . . OC-15  
de Raucourt, E. . . . . OC-06  
DeAngelis, L.M. . . . . OC-02  
Deb, S. . . . . PO-55  
Decker Christensen, T. . . . . PO-20  
Dee, R. . . . . OC-04  
den Exter, P.L. . . . . PO-07, PO-29  
Dentali, F. . . . . OC-01  
Derieux, S. . . . . PO-23  
di Minno, M.N.D. . . . . OC-01

di Nisio, M. . . . . OC-01  
 Dive, C. . . . . PO-36  
 Djurasinovic, V. . . . . OC-07  
 Douma, R.A. . . . . PO-07  
 Dubois, C. . . . . PL-05, PO-34  
 Duff, S. . . . . PO-09, PO-32, PO-50,  
 PO-51, PO-52  
 Dunn, J.A. . . . . OC-11

## E

Easaw, J.C. . . . . PO-42  
 Eichelberger, B. . . . . PO-63  
 Eichinger, S. . . . . PL-02  
 Elalamy, I. . . . . OC-03, PO-53  
 Elkind, M.S.V. . . . . OC-02  
 Elverfeldt, D.V. . . . . PO-33  
 Eschen, G.T. . . . . PO-62  
 Evangelista, A. . . . . PO-03  
 Evans, P.A. . . . . PO-25  
 Evmorfiadis, I. . . . . PO-53

## F

Faille, D. . . . . OC-06  
 Falanga, A. . . . . PL-12, PO-19,  
 PO-26  
 Farnie, G. . . . . PO-11  
 Federico, M. . . . . PO-03  
 Felding, B.H. . . . . PL-06  
 Filippucci, E. . . . . PO-40  
 Finazzi, G. . . . . PO-19, PO-26  
 Foglieni, C. . . . . PO-15  
 Font, C. . . . . PO-61  
 Forgie, M.A. . . . . PO-41  
 Fourgeaud, C. . . . . PO-13, PO-23  
 Frère, C. . . . . PO-34  
 Fuentes, R. . . . . OC-04

## G

Galeotti, G. . . . . PO-40  
 Gamba, S. . . . . PO-19, PO-26  
 Garcia, J.G. . . . . PO-07  
 Garcia Adrián, S. . . . . PO-05  
 Garcia-Fernandez, . . . . . PO-61  
 Geddings, J.E. . . . . OC-04  
 Gerotziakas, G.T. . . . . OC-03, PO-53

Gershkovich, K.B. . . . . PO-17  
 Getz, T.M. . . . . OC-04  
 Ghedira, I. . . . . PO-13  
 Ghilardi, C. . . . . PO-44  
 Ghirarduzzi, A. . . . . OC-15  
 Giaccherini, C. . . . . PO-26  
 Giavazzi, R. . . . . PO-15, PO-44  
 Gieseler, F. . . . . PO-18  
 Gilardi, M. . . . . PO-12  
 Giozos, G. . . . . PO-53  
 Gkalea, V. . . . . OC-03  
 Gleeson, N. . . . . OC-12, PO-14,  
 PO-24

Goekoop, R.J. . . . . PO-07  
 Goufman, E.I. . . . . PO-17  
 Granger, V. . . . . OC-06  
 Grant, R.M. . . . . PO-60  
 Greenman, J. . . . . PO-48  
 Gregson, H. . . . . PO-51  
 Grilz, E. . . . . PO-01  
 Groshen, S. . . . . OC-14  
 Grumett, J. . . . . OC-11

## H

Hall, J. . . . . PO-30  
 Hammel, P. . . . . OC-06  
 Hancocks, H. . . . . OC-11  
 Hanna, D. . . . . OC-14  
 Harenberg, J. . . . . PL-32  
 Harrison, N.K. . . . . PO-25  
 Harvey, J.R. . . . . PO-36  
 Heemskerk, J.W.M. . . . . OC-08,  
 PO-19  
 Heiden, M. . . . . PO-18  
 Helfer, H. . . . . PO-13  
 Hell, L. . . . . OC-16  
 Henderson, V.W. . . . . PO-06  
 Henskens, Y.M.C. . . . . OC-08  
 Hermanns, I.M. . . . . PO-58  
 Hernandez, C.R. . . . . OC-13  
 Hill, C. . . . . OC-11  
 Hisada, Y. . . . . OC-04  
 Holcombe, C. . . . . PO-36  
 Hováth-Puhó, E. . . . . PO-06  
 Howell, S.J. . . . . PO-31

Huizer, T. . . . . PO-42  
 Huisman, M.V. . . . . PO-07, PO-29  
 Hutten, B.A. . . . . PO-28  
 Hvas, C.L. . . . . PO-62  
 Hvas, A.M. . . . . PO-20, PO-62

## I

Iadecola, C. . . . . OC-02  
 Iakovlev, V.N. . . . . PO-17  
 Ichijo, H. . . . . PO-16  
 Ilyas, W. . . . . PO-39  
 Imberti, D. . . . . PL-21  
 Innocenti, I. . . . . PO-54

## J

Jelicic, J. . . . . OC-07  
 Joshi, N. . . . . OC-11

## K

Kaider, A. . . . . PO-63  
 Kakkar, A.K. . . . . PL-19  
 Kamel, H. . . . . OC-02  
 Kamiyama, M. . . . . PO-16  
 Kamm, R.D. . . . . PO-12  
 Kamphuisen, P.W. . . . . PL-23, PO-07,  
 PO-28, PO-29  
 Karpova, O.V. . . . . PO-56  
 Katz, T. . . . . PO-45  
 Key, N.S. . . . . OC-04  
 Khan, M.I. . . . . PO-02  
 Khaterchi, A. . . . . OC-03  
 Khorana, A.A. . . . . PL-20  
 Kiil, B. J. . . . . PO-62  
 Kirwan, C.C. . . . . OC-09, PO-09,  
 PO-11, PO-21, PO-31, PO-32,  
 PO-36, PO-50, PO-51, PO-52  
 Klerk, C. . . . . OC-10  
 Klok, F.A. . . . . PO-07  
 Koder, S. . . . . PO-63  
 Kolesnikova, I.M. . . . . PO-56, PO-59  
 Königsbrügge, O. . . . . PO-01  
 Kozlova, N.S. . . . . PO-59  
 Krag, A.E. . . . . PO-62  
 Kruip, M.J. . . . . OC-10  
 Kuderer, N. . . . . PL-09

# AUTHOR INDEX

## L

Lackner, K. J. . . . . PO-58  
 Ladetto, M. . . . . PO-03  
 Lamb, R. . . . . PO-50, PO-52  
 Landberg, G. . . . . PO-21  
 Larsen, A. . . . . OC-03, PO-53  
 Laubert-Reh, D. . . . . PO-58  
 Laurenti, L. . . . . PO-54  
 Le Gal, G. . . . . PO-29  
 Ledig, B. . . . . PO-33  
 Lee A.Y.Y. . . . . PL-25  
 Leebeek F.W.G. . . PL-16, OC-10  
 Legnani, C. . . . . OC-15  
 Levi, M. . . . . PL-14  
 Levis, A. . . . . PO-03  
 Lévy, P. . . . . OC-06  
 Libourel, E.J. . . . . OC-10  
 Liebman, H.A. . . PL-03, OC-14  
 Lim, S. . . . . PO-42  
 Lobo Mena, M. . . . . PO-05  
 Lodberg Hvas, C. . . . . PO-20  
 Lodigiani, C. . . . . OC-01  
 Lokare, A. . . . . OC-11  
 Long, J.C. . . . . PO-14  
 Lotfi, K. . . . . PO-55  
 Löwenberg, B. . . . . OC-10  
 Luminari, S. . . . . PO-03  
 Lumsden, L.J. . . . . PO-21  
 Lupi, M. . . . . PO-44  
 Luque Caro, R. . . . . PO-04  
 Lyman, G.H. . . . . PL-22

## M

Mackman, N. . . . . OC-04  
 Madden, L.A. . . . PO-27, PO-30,  
 PO-48  
 Mahé, I. . . . . PO-23, PO-47  
 Makatsaria A. . . . PO-37, PO-57  
 Mancuso, A. . . . . PO-40  
 Manser, R. . . . . OC-05  
 Maraveyas, A. . . . PO-27, PO-30,  
 PO-39  
 Marchetti, M. . . . PO-19, PO-26

Marosi, C. . . . . PO-63  
 Marshall, A. . . . . OC-11  
 Martin, F. . . . . PO-14, PO-24  
 Martínez de Castro, E. . . PO-04,  
 PO-05  
 Martínez del Prado, P. . . PO-05  
 Martinod, K. . . . . OC-16  
 Mastroiacovo, D. . . . . OC-01  
 Mbemba, E. . . . . OC-03  
 Mc Auliffe, E. . . . . PO-02  
 McCall, S. . . . . PO-42  
 McManus, M. . . . . OC-05  
 Meijers, J.C. . . . . PO-28  
 Metelin, V. . . . . PO-22  
 Mezouar, S. . . . . PO-34  
 Mihaljevic, B. . . . . OC-07  
 Milic, N. . . . . OC-07  
 Miller, M. . . . . OC-13  
 Mirshahi, S. . . . . PO-13, PO-23,  
 PO-47

Mirshahi, M. . . . . PO-13, PO-23,  
 PO-47  
 Mismetti, M. . . . . PL-04  
 Moenen, F.C.J.I. . . . . OC-08  
 Monaco, F. . . . . PO-03  
 Monagheddu, C. . . . . PO-03  
 Morejón Huerta, B. . . . . PO-04  
 Moretti, M. . . . . PO-12  
 Moroni, E. . . . . PO-15  
 Morris, J. . . . . PO-36  
 Morris, R.H.K. . . . . PO-25  
 Mos, I.C.M. . . . . PO-07  
 Muazzam, I.A. . . . . PO-39  
 Mukhametova, L.I. . . . . PO-17  
 Mumoli, N. . . . . OC-01  
 Muñoz Martín A.J. . . . . PO-04  
 PO-05  
 Münzel, T. . . . . PO-58

## N

Nadir, Y. . . . . PL-08, PO-49  
 Naguro, I. . . . . PO-16  
 Najah, H. . . . . PO-13

Nanus, D. . . . . PO-43  
 Napolitano, M. . . . . OC-01  
 Navarro Martín, M. . . . . PO-05  
 Navi, B.B. . . . . OC-02  
 Nelson, A. . . . . PO-61  
 Nicholson, S. . . . . PO-21  
 Nikolovski, S. . . . . OC-07  
 Noble, S. . . . . PL-30, PO-25, PO-61  
 Norman, D. . . . . PO-49  
 Norris L.A. . . . . OC-12, PO-14,  
 PO-24

## O

O'Connell, C.O. . . . . OC-14  
 O'Leary, J.J. . . . . PO-14  
 Ording, A.G. . . . . PO-06  
 O'Shea, S. . . . . PO-02  
 O'Toole, S.A. . . . . OC-12, PO-14,  
 PO-24

## P

Pabinger, I. . . . . PL-10, OC-16,  
 PO-01, PO-63  
 Pachón Olmos, V. . . . . PO-04, PO-05  
 Palareti, G. . . . . OC-15  
 Paliani, U. . . . . PO-40  
 Panageas, K.S. . . . . OC-02  
 Pandit, N.S. . . . . PO-10  
 Panicot-Dubois, L. . . . . PO-34  
 Panova-Noeva, M. . . . . PO-58  
 Panzer, S. . . . . PO-63  
 Passamonti, S. . . . . OC-01  
 Pegoraro, S. . . . . OC-01  
 Peled, E. . . . . PO-49  
 Pengo, V. . . . . OC-15  
 Petch, S. . . . . OC-12  
 Phillips, J. . . . . OC-11  
 Piatek, C.I. . . . . OC-14  
 Pierpaoli, L. . . . . PO-40  
 Pinessi, D. . . . . PO-15  
 Piras, F. . . . . PO-19, PO-26  
 Planquette, B. . . . . PO-29  
 Plantureux, L. . . . . PO-34

Pocard, M. . . . . PO-13, PO-23,  
PO-47  
Poli, D. . . . . OC-15  
Pomero, F. . . . . OC-01  
Posch, F. . . . . OC-16  
Prager, G. . . . . PO-63  
Prandoni, P. . . . . OC-15  
Prisco, D. . . . . OC-15  
Pritchard, S. . . . . PO-21  
Prout, H. . . . . PO-61

## R

Radicchia, S. . . . . PO-40  
Rak, J. . . . . PL-07  
Rambaldi, A. . . . . PO-19, PO-26  
Ramström, S. . . . . PO-55  
Raziel Rúa Ramírez, O. . . . . PO-05  
Rebibo-Sabbah, A. . . . . PO-46  
Rebours, V. . . . . OC-06  
Rees, P.A. . . . . PO-32  
Reichardt, W. . . . . PO-33  
Reiner, A.S. . . . . OC-02  
Resovi, A. . . . . PO-15  
Ribatti, D. . . . . PO-15  
Rickles, F.R. . . . . SPL  
(Special Session Lecture)  
Riedel, B. . . . . OC-05  
Riedl, J. . . . . PO-01, PO-63  
Righini, M. . . . . PO-29  
Rochanda, L. . . . . OC-14  
Roitman, E.V. . . . . PO-56, PO-59  
Ross, J.A. . . . . OC-13  
Rothmeier, A. . . . . OC-09  
Roumiantsev, S.A. . . . . PO-56,  
PO-59  
Rousseau, A. . . . . OC-03, PO-53  
Ruf, W. . . . . Simon Karpatkin  
Memorial Lecture, OC-09  
Rusnati, M. . . . . PO-15  
Russo, L. . . . . PO-26  
Ruszniewski, P. . . . . OC-06

## S

Sabsay, F. . . . . PO-38  
Salgado Fernández, M. . . . . PO-04  
Salge-Bartels, U. . . . . PO-18  
Sandset, P.M. . . . . PL-11

Santi, R.M. . . . . PO-03  
Sartori, M. . . . . OC-01  
Sboner, A. . . . . PO-43  
Schulman, S. . . . . PL-28  
Schulz, A. . . . . PO-58  
Seitz, R. . . . . PO-18  
Shaker, H. . . . . OC-09, PO-09,  
PO-21, PO-32, PO-51  
Sica, S. . . . . PO-54  
Sjöström, C. . . . . PO-55  
Solomon, B. . . . . OC-05  
Sonneveld, P. . . . . OC-10  
Sørensen, H.T. . . . . PO-06  
Soria Fernández, J.M. . . . . PO-04  
Soria, J. . . . . PO-13, PO-23, PO-47  
Spek, C.A. . . . . PO-28  
Spina, M. . . . . PO-03  
Spronk, H.M. . . . . PO-58  
Sretenovic, A. . . . . OC-07  
Swieringa, F. . . . . OC-08, PO-19  
Syrigos, K. . . . . PO-53  
Szépligeti, S. . . . . PO-06

## T

Tagawa, S. . . . . OC-14, PO-43  
Tan, Z.K. . . . . PO-10  
Taraboletti, G. . . . . PO-15  
Taromi, S. . . . . PO-33  
ten Cate, H. . . . . OC-08, PO-19,  
PO-58  
Tessarolo, S. . . . . PO-19, PO-26  
Testa, S. . . . . OC-15  
Thaler, J. . . . . OC-16  
Tharmakulanathan, A. . . . . PO-55  
Theberge, I.A. . . . . PO-41  
Tikhonova, N.B. . . . . PO-17  
Todorovic, M. . . . . OC-07  
Tripodi, A. . . . . OC-15  
Tzoran, I. . . . . PO-46

## V

van der Hulle, T. . . . . PO-07  
van der Meijden, P.E.J. . . . . OC-08,  
PO-19  
van Dreden, P. . . . . OC-03, PO-53  
van Es, J. . . . . PO-07, PO-29

van Es, N. . . . . PO-07  
van Norden, Y. . . . . OC-10  
van Oerle, R. . . . . OC-08  
Vanoni, M. . . . . PO-12  
Vasilenko, I. . . . . PO-22  
Vedovati, M.C. . . . . PO-40  
Versteeg, H.H. . . . . PL-29  
Verzeroli, C. . . . . PO-26  
Vignoli, A. . . . . PO-19, PO-26  
Vilaseca, A.B. . . . . PO-38  
Visco, C. . . . . PO-03  
Vitolo, U. . . . . PO-03  
Vlasova, E. . . . . PO-22  
Vorobev, A. . . . . PO-37, PO-57  
Vukovic, V. . . . . OC-07

## W

Wagner, D.D. . . . . OC-16  
Wehbi, E. . . . . PO-60  
Wei-Tsai, D. . . . . OC-14  
Weitz, I.C. . . . . OC-14  
Wells, P.S. . . . . PO-41  
Westerman, D. . . . . OC-05  
Wetzels, R. . . . . OC-08  
Whelihan, M. . . . . OC-04  
Wild, P.S. . . . . PO-58  
Williams, S. . . . . PO-60  
Wilts, I.T. . . . . PO-28, PO-29  
Wiltschke, C. . . . . PO-01  
Wolberg, A.S. . . . . OC-04  
Wolfe, R. . . . . OC-05  
Wun, T. . . . . PL-27

## Y

Young, A. . . . . OC-11

## Z

Zamperlini-Netto, G. . . . . PO-60  
Zanette, A. . . . . PO-60  
Zarfati, M. . . . . PO-45  
Zeiser, R. . . . . PO-33  
Zeller, T. . . . . PO-58  
Zielinski, C. . . . . PO-01  
Ziyatdinov, A. . . . . PO-04  
Zwicker, J. . . . . PL-13

# GENERAL INFORMATION

## Meeting venue

The Conference takes place in Bergamo at the **Seminario Vescovile "Giovanni XXIII"**  
Via Arena, 11 - Bergamo, Città Alta (Upper Town)

## Organizing Secretariat

### Servizi C.E.C. Srl

Via G. Verdi, 18 - 24121 Bergamo - Italy  
On site phone +39.035.286307  
e-mail: info@icthic.com

## Registration desk

The registration desk is located in the entrance hall of the Seminario Vescovile. It is staffed continuously every day of the conference.

The staff is at your disposal for any information.

Facilities available at the registration desk include:

## On-site registration

Fees for on-site registration, VAT included, are:

- Delegate ..... euro 750
- Student ..... euro 150
- Accompanying person ..... euro 200

## Message boards

Any late change in the program of the Conference or personal messages will be notified here.

## Telephone and fax


Available on request.

## Computing, printing and xeroxing

Available on request.

## Continuing Medical Education (CME)

The 8<sup>th</sup> International Conference on Thrombosis and Hemostasis Issues in Cancer has been granted for CME accreditation by:

- **European Board for Accreditation in Hematology (EBAH)**   
**20 CME points** for Hematologists

The program of the 8<sup>th</sup> ICTHIC has been reviewed and approved for CME accreditation by the European Hematology Association CME

Unit. The EBAH has approved this educational activity for a maximum number of CME credits. Each physician should only collect credits for time that she/he actually spent in the educational activity.

- **The European Accreditation Council for CME (EACCME)** 

The 8<sup>th</sup> International Conference on Thrombosis and Hemostasis Issues in Cancer ICTHIC, Bergamo, Italy, April 8–10 2016, Event code 13527, was granted **14 European CME credits (ECMEC)** by the European Accreditation Council for Continuing Medical Education (EACCME).

The 8<sup>th</sup> International Conference on Thrombosis and Hemostasis Issues in Cancer ICTHIC is accredited by the European Accreditation Council for Continuing Medical Education (EACCME) to provide the following CME activity for medical specialists. The EACCME is an institution of the European Union of Medical Specialists (UEMS), [www.uems.net](http://www.uems.net).

The 8<sup>th</sup> International Conference on Thrombosis and Hemostasis Issues in Cancer ICTHIC is designated for a maximum of 14 hours of European external CME credits. Each medical specialist should claim only those hours of credit that he/she actually spent in the educational activity.

- **Accreditation Council of Oncology in Europe (ACOE)** 

**14 points** for European Oncologists

- **Italy Ministry of Health (E.C.M.)**   
for Italian delegates

**20 E.C.M. credits** for Medical Doctors (Hematology, Oncology, Transfusion Medicine, Clinical Biochemistry, Internal Medicine, Clinical Pathology), Biologists, Biomedical Laboratory Technicians and Nurses.

The instructions and the forms for claiming CME Credits can be found in the Congress bag.

### Badges

All the participants are kindly requested to wear the badge throughout the Conference.

Only badge holders are admitted to the Scientific Sessions, Technical Exhibition, Welcome Reception, coffee breaks and lunches. For the Social Events please bring with you the ticket(s) delivered at registration.

Name badges are colored as follows:

<b>Faculty</b>	<b>Red</b>
<b>Delegate</b>	<b>Blue</b>
<b>Accompanying person</b>	<b>Green</b>

### Certificates of Attendance

The certificates will be delivered at the registration desk on Sunday April 10<sup>th</sup> starting from 13.00.

### Posters

#### Mounting time

Posters can be mounted in the Poster Area from 10.30 Friday April 8<sup>th</sup> and during meeting opening hours.

#### Viewing Time

In the Poster Area from mounting to 17.00 Saturday April 9<sup>th</sup>.

#### Mandatory attendance

During the discussion poster sessions (see below).

### Discussion

There will be 6 Poster walk Sessions each guided by a chair (duration = 1h), all held on Saturday April 9<sup>th</sup> in the **Poster Area**. Sessions 1, 2, 3 will be held from 15.00 to 16.00; sessions 4, 5, 6 from 16.00 to 17.00.

Poster authors are requested to be present at their poster at the start of the poster walks and during the entire Poster-walk session.

Poster presenters will have 3 minutes to present their poster and 2 minutes for discussion. During these walks, an expert in the field will discuss posters with the authors and interested Congress participants.

### Dismantling

From 17.00 to 18.00 Saturday April 9<sup>th</sup>. After this time all remaining posters will be destroyed by the organizing staff.

### Dimensions

Maximum size of the Poster is **90 cm wide x 130 cm high** (vertical orientation). Material for poster mounting will be available on site.

### Slide Center

Slide center is located at the ground floor. All presenters should check in their slides, pen-drive or CD-ROM containing a PowerPoint presentation no later than 2 hours prior to the start of their session.

### Language

The official language of the Conference is English. Translations are not provided.

### Meals

Coffee/tea breaks and lunches are included in the Conference fee and are served in the catering areas located downstairs.

### Technical exhibition

The technical exhibition is located in the foyer at the ground floor. The exhibition opening times are the same of the Conference.

### Internet Point

It is located at the ground floor; close to the registration desk.



**Download the official APP**

**8<sup>th</sup> ICTHIC**

available on

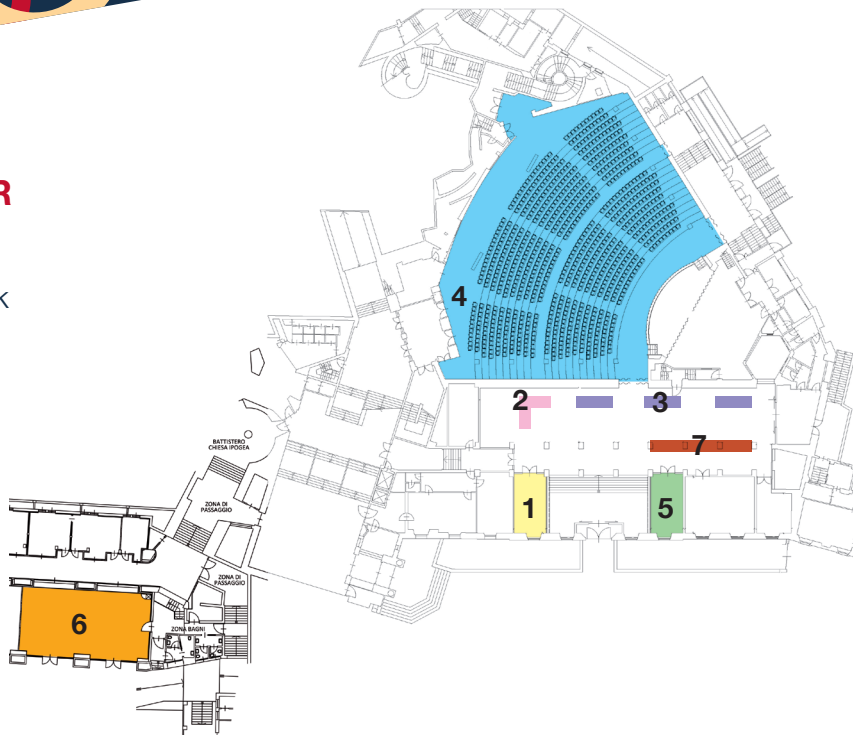


**#icthic2016**

# MEETING VENUE

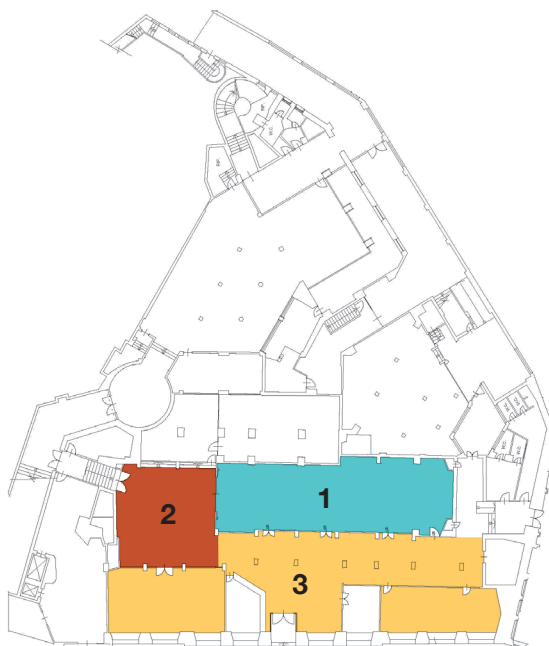
## GROUND FLOOR

- 1 Slide center
- 2 Registration desk
- 3 Exhibition area
- 4 Auditorium
- 5 Internet point
- 6 Room A
- 7 Catering area



## BASEMENT

- 1 Room B
- 2 Catering area
- 3 Poster area



# SOCIAL PROGRAM

## Social Events for Congress Delegates

**Friday April 8<sup>th</sup>, 2016 • 20.30**

### Welcome reception

Included in the Registration fee. This event will take place at Seminario Vescovile Giovanni XXIII, Bergamo Alta (Upper Town).

**Saturday April 9<sup>th</sup>, 2016**

### Presidential dinner

By invitation only (ticket needed).

## Social Events for Accompanying Persons

Included in their registration fee.

**Friday April 8<sup>th</sup>, 2016 • 9.30 – 17.00**

### Visit to San Pellegrino Terme

**9.30** Meeting point at Seminario Vescovile Giovanni XXIII, Via Arena 11, Upper Town, Bergamo, and departure by bus to San Pellegrino Terme.

**10.00** Guided tour of San Pellegrino Terme.

Discover the art nouveau style of its buildings, such as:

- the Casino complex, which dates back to 1904, and has a spectacular entrance, a monumental staircase and very beautiful rooms, including a ballroom;
- the Spa building alongside, surrounded by gardens, which has rooms and porticos in which the abundance of marble, mosaics and splendid windows is accompanied by state-of-the-art spa facilities and services;
- the colossal Grand Hotel, built in 1905 and with a façade of 128 metres, overlooking the River Brembo.

**11.30** Entrance to QC Terme San Pellegrino spa: a regenerating experience among panoramic thermal pools, tonic waterfalls, saunas, steam baths, salt room, relax rooms for cuddle moments. A light lunch will be served at "Drinks room" Terme Bistrot.

**17.00** Return to Bergamo by bus.

### San Pellegrino Terme

San Pellegrino, called "the gem of the Brembana

Valley" is situated only 25 kilometres from Bergamo, in the midst of mountain scenery in the Brembana Valley.

San Pellegrino became a fashionable and very popular resort during the unrepeatable Belle Époque period also thanks to the art nouveau palaces, the historical spa with the thermal baths, the San Pellegrino water source, renowned all over the world.

The Thermal Baths were built in 1840 and turned a small village of the valley into an outstanding holiday resort for the wealthy international middle class. The health spa was enlarged at the end of the 19<sup>th</sup> Century with some buildings in art nouveau style, called "Liberty", the artistic trend featuring curve lines and arabesques. In just a few years, this art movement captivated the whole village of San Pellegrino, enriching it with some of the finest examples of Liberty style, including the majestic Casino, the Grand Hotel and the water bottling factory.

Most of these buildings can still be visited; some of them have been recently restored and opened back to the public.

The Spa, for instance, now belongs to an elegant wellness centre combining the Liberty architecture with a contemporary and elegant design.

For about twenty years, San Pellegrino became the core of Bergamo's fashionable life, and beyond, thanks to its Thermal baths, the Casino and the Grand Hotel, the sophisticated meeting point of the rich industrial middle class looking for amusement. The infrastructures benefited from these positive circumstances, as well: besides the railway connecting the village to Bergamo, in 1909 also a funicular was built.



## SOCIAL PROGRAM



Nevertheless, with the First World War also came a decreasing in the flow of tourists, which continued for the years after the World War II and led to the eventual closing of the Grand Hotel. On the contrary, the water industry never experienced any downturn: San Pellegrino kept on investing on it through the bottling process, thus creating a worldwide renowned trademark.

**Saturday April 9<sup>th</sup>, 2016 • 10.00 - 12.00**

### **Visit to Pinacoteca Accademia Carrara - Bergamo**

Meeting point at 10.00 at Seminario Vescovile Giovanni XXIII, Via Arena 11, Upper Town, Bergamo. The Accademia Carrara is the only Italian museum made up of bequests from important private collectors. It was established in Bergamo in 1794, as a combined Pinacoteca and School of Painting, at the initiative of the Bergamo aristocrat Giacomo Carrara (1714-1796), who began the construction of the building to house his rich collection of paintings.

Over time the number and quality of works in the Accademia grew to an extraordinary degree. The Carrara Collection was added to in subsequent years by donations. Besides the major donations, a galaxy of over two hundred other precious bequests were received by the Accademia over the years. These gradually enriched the museum's collections, which now total some 1.800 paintings. From being a museum dedicated to Renaissance painting - with the great masterpieces of Pisanello, Mantegna, Bellini, Botticelli, Raphael, Lotto and Moroni - the Accademia Carrara grew into an art museum tout court, with a broad representation of pictorial genres from the 17<sup>th</sup>, 18<sup>th</sup> and 19<sup>th</sup> centuries, a substantial collection of prints and drawings, and fine decorative art objects including fans, porcelain, small bronzes and medals.

The palazzo housing the collection was completed in 1810 to a design by the architect Simone Elia; the new construction incorporated the small building

that had housed the School of Painting since the time of Giacomo Carrara. Throughout

the 19<sup>th</sup> century the museum and school complex remained united. Only at the beginning of the 20<sup>th</sup> century was a new wing built in the rear garden to house the School of Painting.

The Pinacoteca has had a number of layouts over the years. In 2008 the museum closed for restoration. The work on the building was accompanied by a new arrangement of the paintings. The newly refurbished museum was inaugurated on April 23<sup>rd</sup> 2015.

**Sunday April 10<sup>th</sup>, 2016 • 10.00 - 12.00**

### **Visit to Città Alta (Upper Town), Bergamo**

Meeting point at 10.00 at Seminario Vescovile Giovanni XXIII, Via Arena 11, Upper Town, Bergamo, with the tour guide.

You will start your pleasant tour of the medieval town in Piazza della Cittadella, built when Bergamo was under the control of the Visconti, Lords of Milan in the 14<sup>th</sup> century.

Then, you'll continue along Via Colleoni and Via Gombito, the main streets, lively and full of shops (open on Sundays too).

Then, you'll reach the magnificent Piazza Vecchia, one of the most beautiful squares in the world. It is the heart of the town, shaped by impressive monuments: the 12<sup>th</sup> century Town Hall and its civic bell tower (59 yards high), the Palladian style Library, and the Contarini fountain.

Just behind Piazza Vecchia, you will find another picturesque Landmark: Piazza Duomo with the Cathedral, Saint Mary's Church and the Shrine of Bartolomeo Colleoni.

Further on, at the end of the main street you'll find Piazza Mercato delle Scarpe and on your left a narrow street will take you to la Rocca (The Fort).

# CITY OF BERGAMO

The city of Bergamo is located in Northern Italy, 50 kilometers from Milan, in the borderland between the great plain of the Po Valley and the Alps.

Bergamo was founded on a hill by an ancient settlement in the prehistorical age, which gave it the configuration that still characterizes the oldest part of the town, enclosed within walls up on the hill, while the modern town has grown on the plain. Celts, Goths, Romans, Longbards resided on the hill, but little can now be seen of them; some of the most important monuments date back to the Middle Ages. The town reached its greatest splendor during the Renaissance when it became part of the Milan Signoria and then of the Venetian Republic. The four centuries under the Venetians were the most significant with respect to their cultural and historical impact on the city.



Città Alta (Upper Town), the old town situated on the hill and surrounded by 16<sup>th</sup> century walls, has maintained the charm of its past over the centuries, with the magic and quiet atmosphere of its belfries, towers and squares. Città Bassa (Downtown), the modern town, has all the conveniences of a modern urban center.

Thus, Bergamo is the town where old and new come together in a harmonious expression of life.



[www.ichthi.com](http://www.ichthi.com)

## **SCIENTIFIC SECRETARIAT**

**Anna Falanga, Marina Marchetti  
Alfonso Vignoli, Laura Russo**

Department of Immunohematology  
and Transfusion Medicine

Hospital Papa Giovanni XXIII

Piazza OMS, 1 - 24127 Bergamo - Italy  
[scientificsecretariat@ichthi.com](mailto:scientificsecretariat@ichthi.com)

## **ORGANIZING SECRETARIAT**

**Servizi C.E.C. Srl**

Via G. Verdi, 18 - 24121 Bergamo - Italy

Phone +39.035.249899

Fax +39.035.237852 - [info@ichthi.com](mailto:info@ichthi.com)